



Year 5- Living Things (mixed media)

Key knowledge

To know the effect of different sketching pencils (review Y4 work) To know how pencils are classified- hard=(H) soft/blackness=(B). Understand the significance of number e.g. 4B is softer than 2B.



To understand what **texture** is and how it can be created using a variety of media including pencil, oil pastel, clay and plaster.

To develop the skill of pencil sketching (Y4) and how to use **tone** and **mark making** to create accurate observational drawings.

To review monoprinting (Y3) and develop this skill using oil pastels.

To make a clay tile (Y3) and develop this into a **plaster cast**. To understand what casting is and the process of creating a botanical plaster cast.

To create **pigments** using natural sources for example- leaves and food.



Key vocabulary


observational drawing - to look very carefully at the subject of the drawing. 80% looking, 20% drawing.

mark making- lines, dots, marks, patterns, and textures we create in an artwork.

monoprinting- the process of making a print using mark making, every print is unique.

plaster cast- plaster is applied to a clay mould to create a cast.

Key artists



Alex Katz



Jeff Koons



Louise Bourgeois



Lucy Arnold