



Great Moor Junior School
"Learning Together"



The Beginner's Guide to Google Classroom

What is Google Classroom?

Think of Google Classroom as your child's digital link to learning.

Teachers use Google Classroom to share assignments, homework, and much more with students.

Getting Started



Your child was provided with a secure login and password that is unique to them. This is stuck in their homework book.

Getting Started



1

Open the internet and
type in
classroom.google.com

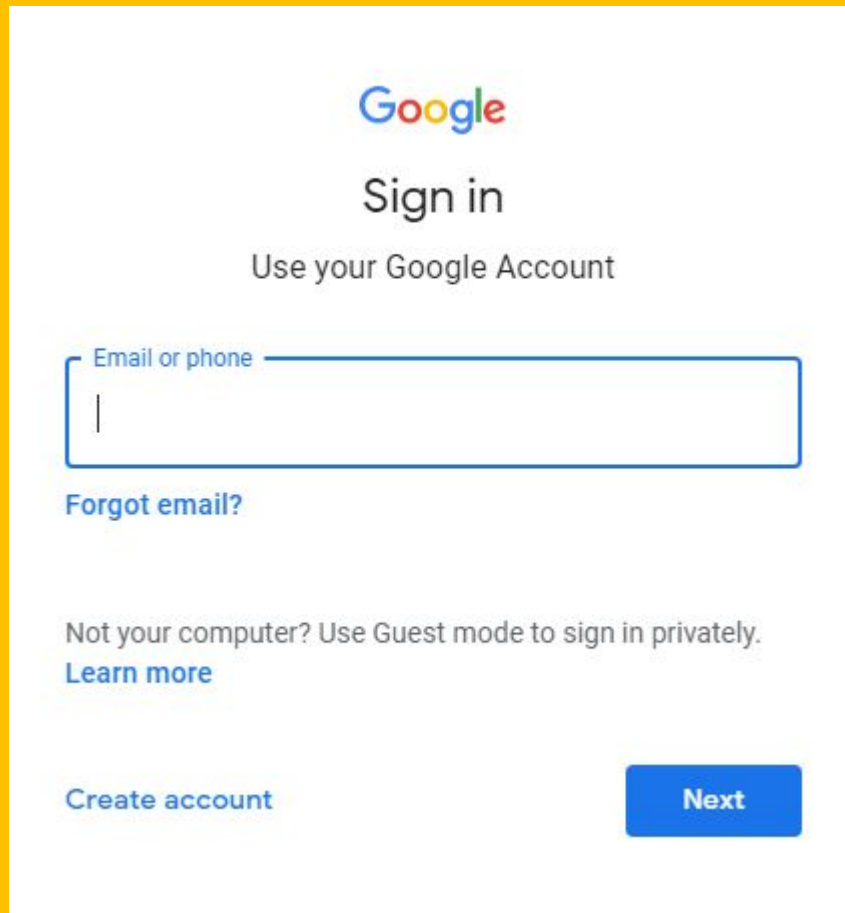
Getting Started

2

Click on

[Go to Classroom](#)

Getting Started

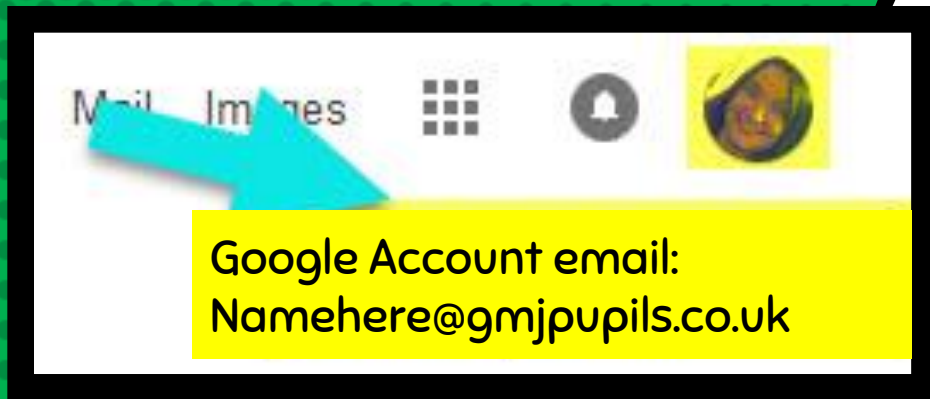


The image shows a screenshot of the Google sign-in page. At the top, the Google logo is displayed in its multi-colored font. Below it, the text 'Sign in' is centered, followed by 'Use your Google Account'. There is a text input field with the placeholder text 'Email or phone' and a vertical cursor. Below the input field, there is a link for 'Forgot email?'. Further down, there is a line of text: 'Not your computer? Use Guest mode to sign in privately.' with a link for 'Learn more'. At the bottom left, there is a link for 'Create account', and at the bottom right, there is a blue button labeled 'Next'.

3

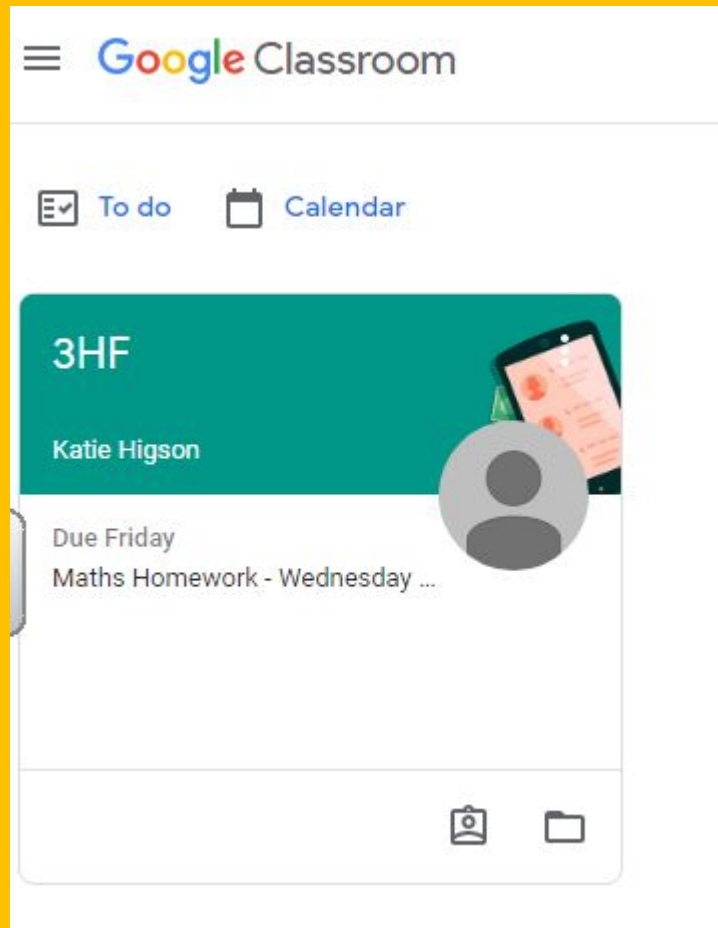
Type the child's email address and password to sign in
(Namehere@gmjpupils.co.uk)

(This is stuck in their homework book for reference.)



YOU'LL SEE
that you are signed in to
your Google Apps for
Education account!

Getting Started



4

Now you should see their class listed. Click on the class name to access your 'classroom'.

Getting Started



3HF

Stream Classwork People

3HF

Upcoming

Due Friday
Maths Homework - Wedne...

View all

Share something with your class...

Katie Higson posted a new assignment: Maths Homework - Wednesday 9th Septe... Due 11 Sep

Posted 13:18 (Edited 13:23)

Hi everybody,

Assigned


5

This is 'inside' the digital classroom. You will find work posted in 'Classwork' at the top.

Completing work

1

Click 'Classwork' and then click on the assignment you have been set.

A screenshot of a learning management system interface. It shows a list of assignments. The first assignment is 'Computing' with a 'No due date'. Below it is a section header 'Homework'. Under 'Homework', there is an assignment card for 'Maths Homework - Wednesday 9th Septem...' with a due date of 'Due 11 Sep'. A yellow arrow points to this card. Each item has a three-dot menu icon to its right.

Computing No due date

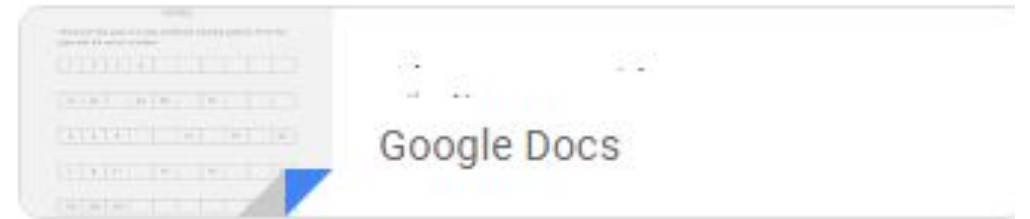
Homework

Maths Homework - Wednesday 9th Septem... Due 11 Sep

Completing work

2


Read the teacher information. There might be a link or document posted below. You can click on that and complete your task.



Completing work

3

If you get stuck, you could go back to 'Stream' and post a note to your teacher about it.



3HF

Stream Classwork People

3HF

Upcoming

Due Friday
Maths Homework - Wedne...

View all

Share something with your class...

Katie Higson posted a new assignment: Maths Homework - Wednesday 9th Septe... Due 11 Sep

Posted 13:18 (Edited 13:23)

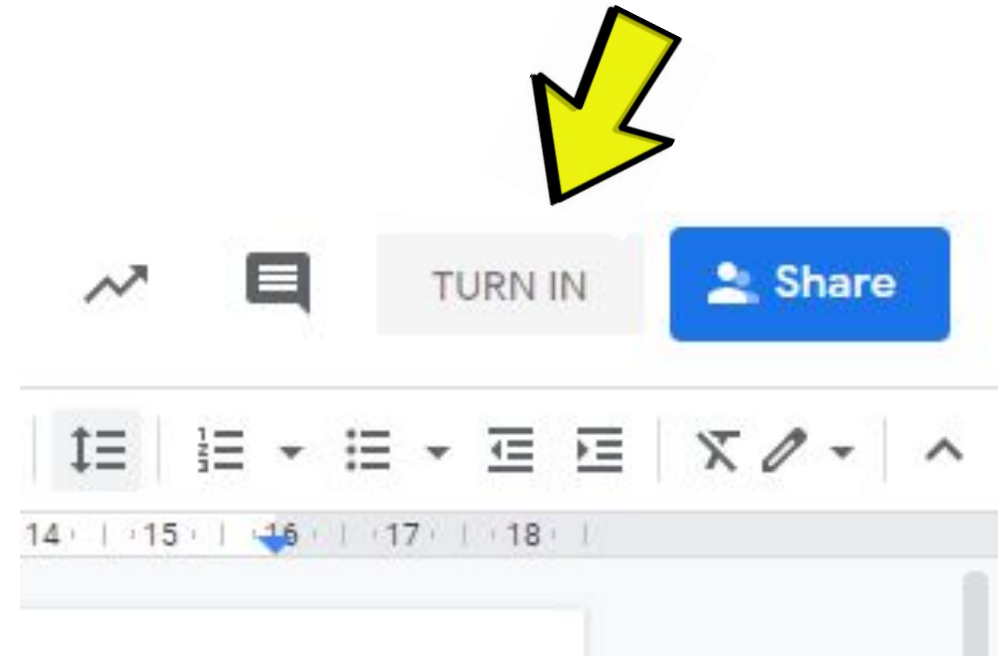
Hi everybody,

Assigned

Completing work

4

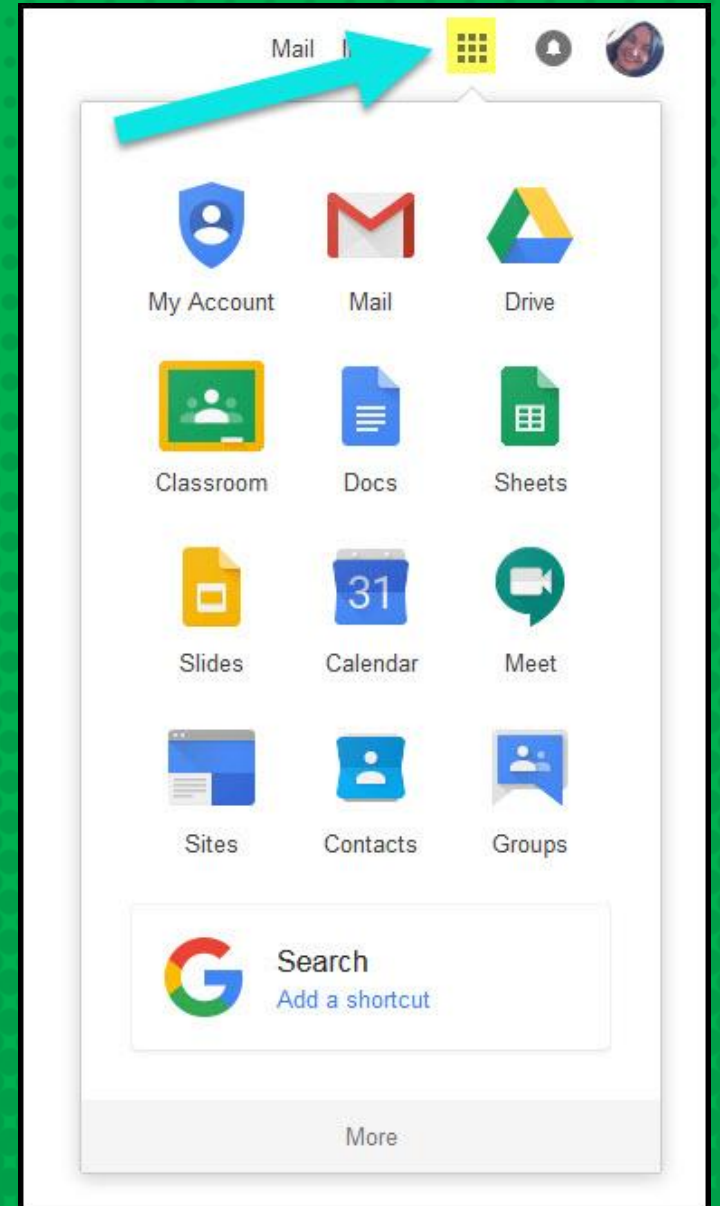
When you've finished your homework, look for the 'Turn in' button in the top right hand corner. Click this and you are done!



TIP!

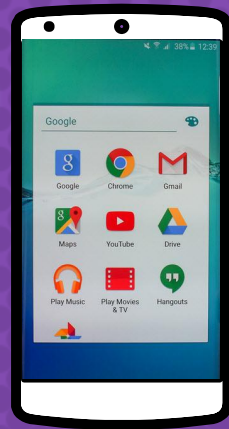
GOOGLE SUITE

Click on the 9 dots icon in the top right hand corner to see Google Classroom. Click to open it whenever you are signed in.

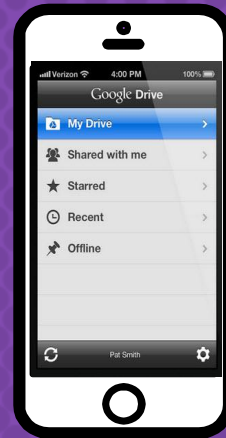


ACCESS

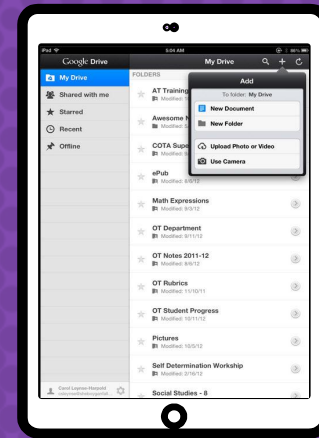
ANYWHERE



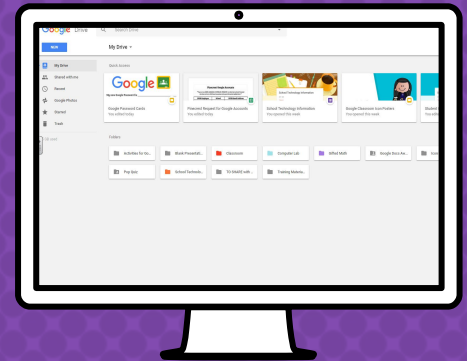
ANDROID



IPHONE



TABLET



DESKTOP



GOOGLE APPS

allow you to edit Google assignments from any device that is connected to the internet!



Download on the
App Store



GET IT ON
Google Play